

## Texas Autocross Weekend 2009 Summary

Dr. Bob Woods

5 Aug 09



The 9<sup>th</sup> annual Texas Autocross Weekend was held 25 – 26 July 2009. We had competition teams from University of Texas at Arlington (UTA), University of Texas at Austin (UT), University of Kansas (KU), University of Oklahoma (OU), University of New Mexico (UNM), Missouri Science and Technology (MS&T), Wichita State University (WSU), University of South Florida (USF), and Iowa State University (ISU). In addition, we had three schools attend without cars: Texas A&M University, University of Missouri – Columbia, and South Dakota School of Mines and Technology. Three faculty advisors were there with their teams. There were 119 folks registered to attend.

There were 23 FSAE cars there plus a Bmod, the UTA-inspired F440, and a home-built 2-seater FSAE-style car. There were 58 drivers on the UTA Saturday tracks and 39 drivers for the Sunday autocross.

We had numerous spectators and sponsors join us as well. Just after noon we ran out of the 200 release forms that I printed and I am sure that numerous people didn't even know to sign the form. There were several people taking video and photos of this event. See the publicity links at the end of this report.



Teams at UTA



Cars at UTA



Teams at UTA



Cars at UTA

**Friday Events:** Several teams arrived early on Friday for shop tours and last-minute car tuning at the track. About 50 folks attended the Friday night social at my house. Most were challenged with interesting puzzles and games. We watched a lot of FSAE videos and enjoyed snacks and getting to know each other. There were some fine folks there.

**Saturday Events:** On Saturday, we raced on the big lot at UTA. In the morning we setup the 1998 FSAE Endurance track and in the afternoon we had a more open SCCA-style track. The BBQ lunch (and the Friday social) was sponsored by Arnold Petsche of the A.E. Petsche Company who provides wire and connectors to the aviation industry. Saturday night was a pizza party and demonstration of SolidWorks sponsored by Texas Engineering Systems. Taylor Race, who provides drivetrain components to most of the FSAE teams, and Texas Section of SAE provided drinks and facilities on Saturday.

**Sunday Events:** On Sunday, we joined the monthly autocross hosted by our local sports car club, Equipe Rapide. Equipe Rapide also provided the timing and scoring for us on Saturday. It rained about 3 hours after the Sunday event and the temperature didn't get into the triple digits either day (that is not to say that it wasn't hot...). We were lucky with the weather.



Cars at Equipe Rapide Autocross – 1

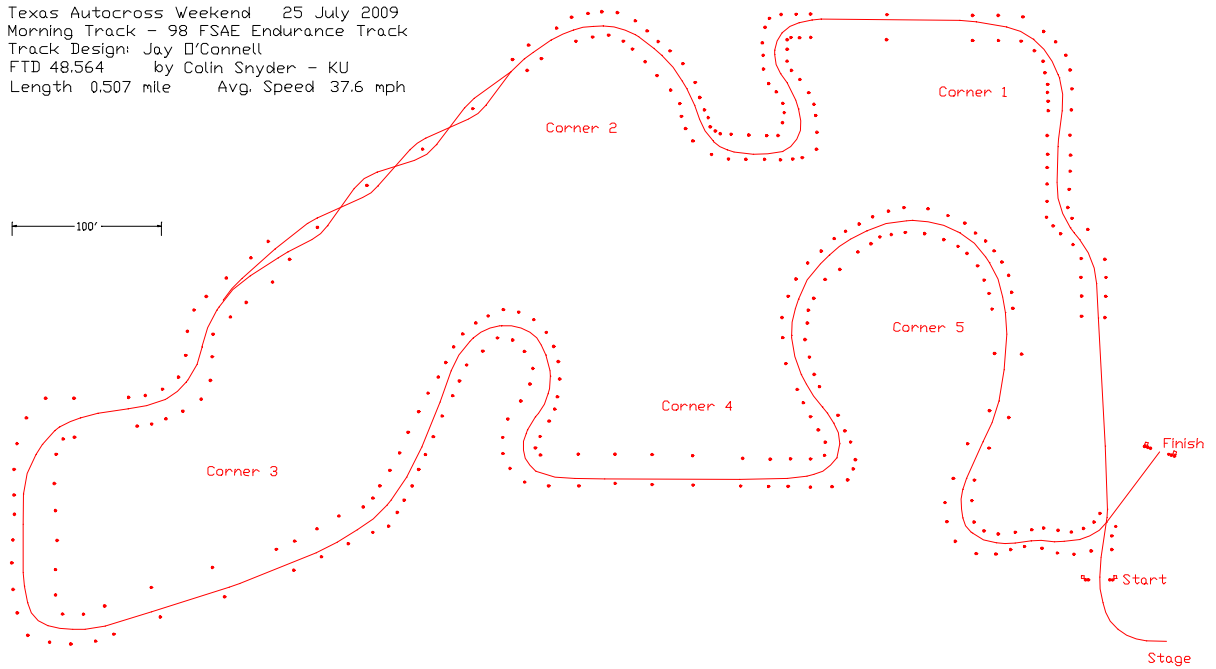


Cars at Equipe Rapide Autocross - 2

### **Saturday Morning Track**

The Saturday morning track was the traditional 1998 FSAE Endurance Track that we run every year. This track is the identical size of the track used in 1998 and just barely fits in our parking lot. It is good to run this track every year since it is typical of what a FSAE track should be and has numerous different elements. It is interesting to see how the speeds have increased since 1998 (see history at the end of the report).

Texas Autocross Weekend 25 July 2009  
Morning Track - 98 FSAE Endurance Track  
Track Design: Jay O'Connell  
FTD 48.564 by Colin Snyder - KU  
Length 0.507 mile Avg. Speed 37.6 mph



As the morning progressed, the fastest times switched from school-to-school, but at the end of the morning, Colin Snyder in the 2009 KU car was victorious. Not only that, but Jared Anderson from KU took second place. The next three places were taken by UTA, and MS&T joined these two schools for the top 10. There were some very fast runs made on that track.



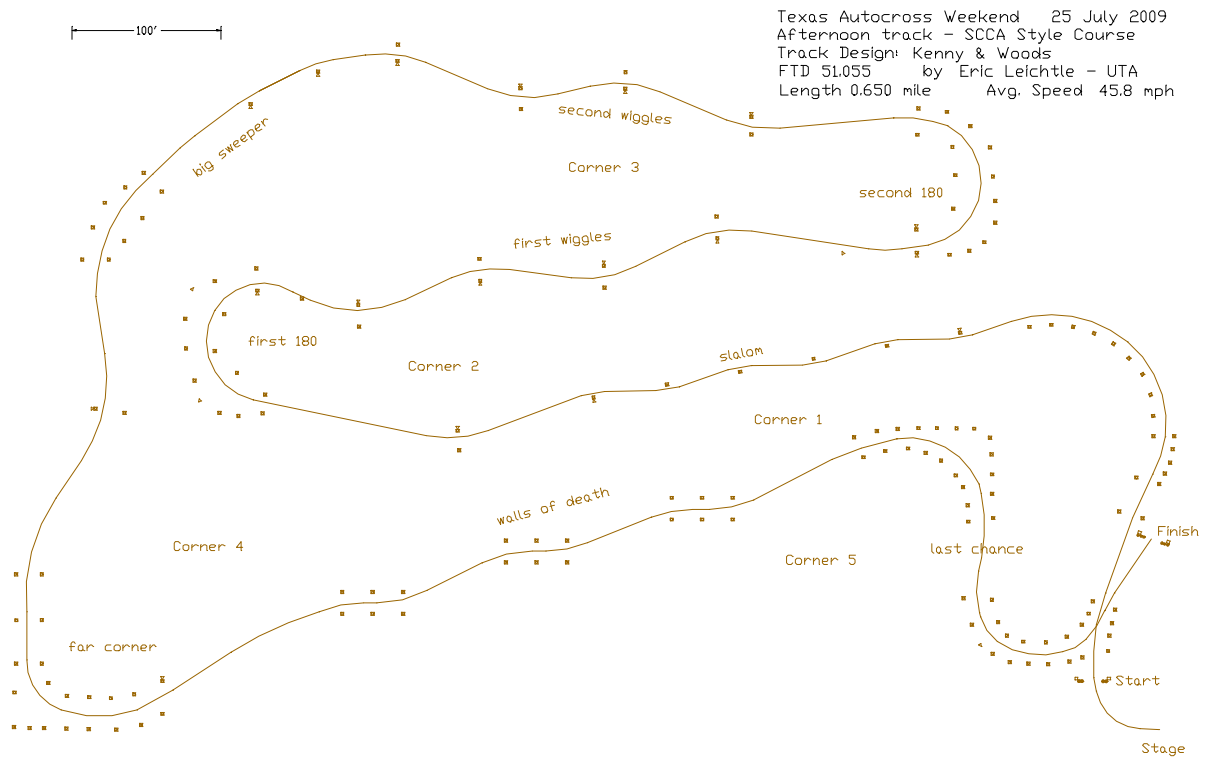
Colin Snyder from KU wins the morning UTA track

### Saturday Afternoon Track

The afternoon track was setup to give everyone some experience and practice for the anticipated higher speeds normally found in an SCCA-style autocross track. As a matter of fact, it was probably too fast and I won't admit to what I thought the top speed was, but you could say that it



“blew the wings” off of one car. This course had some good slaloms, 180’s, offset slaloms (what I would call wiggles), a big sweeper, and the famed “walls of death”.



Drama played out in the afternoon as well as the top time bounced around. Those cars were just really fast with the winged cars dominating. Eric Leichtle from UTA took the top time with an average speed of 45.8 mph. UTA’s long-time successful driver Erick Kohler took second in the UTA F06 250 cc 4-cylinder turbocharged car that revs to 19,000 rpm. That car was the darling of the weekend it appears. One of UTA’s new drivers, Josh Hahne took third. Nick Roberts from KU took 4<sup>th</sup> with MS&T and UNM placing in the top 10.



Eric Leichtle from UTA wins the afternoon UTA track

### Race Results from Morning Course

place	school	name	best time
1	KU	Colin Snyder	48.564
2	KU	Jared Anderson	48.732
3	UTA	Eric Leichtle	49.307
4	UTA	Erick Kohler	49.339
5	UTA	Josh Hahne	49.424
6	MS&T	Alec Surratt	49.616
7	UTA	Ken Hassler	49.703
8	KU	Nick Roberts	49.804
9	UTA	Tam Nguyen	50.702
10	UTA	Dr. Bob Woods	50.908
11	MU	Trevor Stoll	51.081
12	UTA	Drew Waller	51.741
13	OU	David Collins	51.897
14	OU	Keith Hurdelbrink	51.940
15	UNM	Mike Snider	52.097
16	UNM	Chris King	52.201
17	MS&T	Adam Hardin	52.226
18	MU	Will Cook	52.342
19	UNM	Nick Wilvert	52.935
20	UT	Pavan Dendi	53.085
21	MU	Ben Stockman	53.631
22	UTA	Blake Hinsey	53.713
23	UTA	Chris Craig	53.764
24	KU	Tim Gornik	53.993
25	UTA	Richard Fielder	54.208
26	UTA	Tim Patek	54.464
27	OU	Paul Hatch	54.473
28	UTA	Nick Crous	54.522
29	UNM	Zach Zelle	54.617
30	MS&T	Eric Borcharding	54.967
31	UNM	Kristen Naber	55.649
32	OU	Bobby Doyle	55.704
33	MU	Ryan Sobotka	55.784
34	UT	Travis Rouse	55.914
35	UTA	J.P. Merkle	56.312
36	UTA	Denver Stone	56.322
37	USF	Madison Eiss	56.515
38	USF	Simon Restrepo	57.150
39	UT	Chris Drew	57.538
40	ISU	Adam Witthauer	58.105
41	MS&T	Brian Merkel	58.167
42	USF	James Pastriko	58.457
43	ISU	Jim Rasmussen	59.620
44	ISU	Tyler Johnson	59.755
45	UT	Richard Kallus	59.983
46	UNM	Tyler Jones	60.545
47	UT	Pedro Viteri	61.236

### Race Results from Afternoon Course

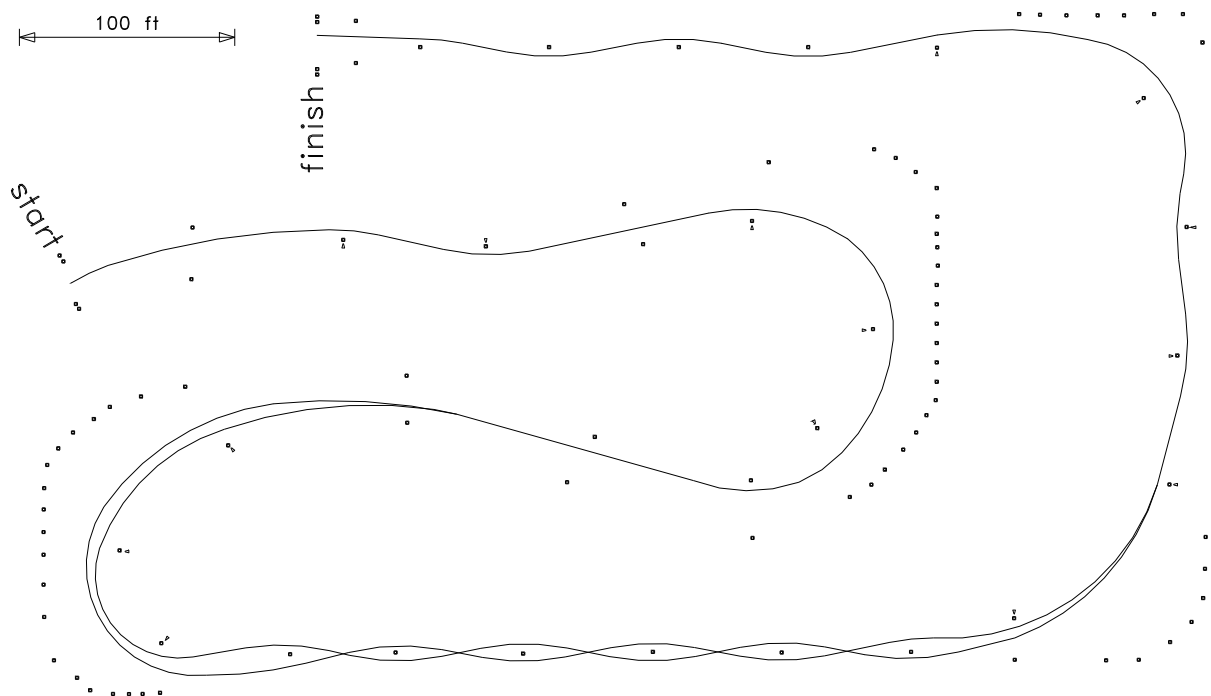
place	school	name	best time
1	UTA	Eric Leichtle	51.055
2	UTA	Erick Kohler	51.694
3	UTA	Josh Hahne	51.851
4	KU	Nick Roberts	52.193
5	MS&T	Alec Surratt	52.226
6	KU	Jared Anderson	52.555
7	UTA	Tam Nguyen	52.779
8	UTA	Ken Hassler	53.121
9	UNM	Zach Zelle	53.380
10	KU	Colin Snyder	53.828
11	MS&T	Adam Hardin	54.342
12	UTA	Drew Waller	54.700
13	UT	Travis Rouse	55.128
14	MU	Trevor Stoll	55.305
15	USF	Chris West	55.312
16	UTA	Nick Crous	55.318
17	UNM	Nick Wilvert	56.553
18	UNM	Mike Snider	57.466
19	UTA	Blake Hinsey	57.591
20	UTA	Chris Moulckers	57.639
21	USF	Madison Eiss	57.852
22	ER	Gary Kramar	58.192
23	ISU	Jim Rasmussen	58.688
24	UTA	Chris Craig	58.726
25	ER	Phil Penner	58.746
26	MU	Ryan Sobotka	58.889
27	MS&T	Doug Hoang	58.924
28	OU	David Collins	59.045
29	UTA	Tim Patek	59.330
30	ISU	Adam Witthauer	59.492
31	OU	Bobby Doyle	59.515
32	OU	Paul Hatch	59.940
33	UTA	J.P. Merkle	60.001
34	UTA	Dr. Bob Woods	60.079
35	MS&T	Brian Merkel	60.671
36	MU	Ben Stockman	61.157
37	UNM	Chris King	61.701
38	ISU	Tyler Johnson	61.954
39	UNM	Michael Chaudoir	62.123
40	UT	Chris Drew	62.178
41	UNM	Kristen Naber	62.195
42	UT	Albert Montgomer	63.087
43	UT	Ryan Henderson	64.586
44	USF	Joe Elder	64.586
45	UTA	Richard Fielder	64.667
46	USF	Simon Restrepo	65.705
47	UT	Richard Kallus	68.075

48	USF	Joe Elder	61.548
49	UT	Ryan Henderson	61.559
50	OU	James Kucinkas	63.616
51	UNM	Niki Naber	64.325
52	UNM	Michael Chaudoir	64.598
53	MS&T	Doug Hoang	66.421
54	UT	Chris Auerbach	66.566
55	USF	Chris West	67.904
56	UNM	Fernando Hernandez	75.012
57	UT	Jorge Flores	78.499

48	UT	Scott Speed	68.966
49	MU	Will Cook	69.167
50	UT	Chris Auerbach	69.584
51	USF	James Pastriko	69.686
52	XTRA	172	70.635
53	UNM	Tyler Jones	71.830
54	UNM	Niki Naber	73.534
55	UT	Jorge Flores	74.808
56	OU	James Kucinkas	76.659
57	KU	Phillip Twist	89.879
58	KU	Tim Gornik	dnf

### Sunday's Autocross at Equipe Rapide

Although 58 drivers pre-registered for the autocross, only (did I say only...) 39 drivers were present due to car attrition and teams going home early. Gary Kramar, our chief of timing on Saturday, setup the track for Sunday. It featured slaloms and sweepers on a concrete parking lot and some really fast times were set.



Everyone got four regular runs, but a driver could sign up for two extra runs for a PAX competition for prize money. In the PAX competition, your time was multiplied by some factor so that every class had the opportunity to win. We had four FSAE drivers win money and one of UTA's new drivers won the PAX competition (and FTD) in his Bmod car.

As tires overheated and the day progressed with the usual fast times dropping, Adam Hardin from MS&T won the FSAE class with a time of 28.457. Just 0.271 seconds back was Colin Snyder from KU and 0.164 seconds back from Snyder was Alec Surratt also from MS&T. Nick Roberts and Jared Anderson from KU took the next two places and UTA made up the rest of the top 10.



Adam Hardin from MS&T wins the Sunday Equipe Rapide event

### Race Results from Equipe Rapide on Sunday

place	number	name	school	run 1	run 2	run 3	run 4	best
1	2	ADAM HARDIN	MS&T	30.806	30.531	29.528+1	<b>28.457</b>	<b>28.457</b>
2	169	COLIN SNYDER	KU	29.426	37.052	29.355	<b>28.728</b>	<b>28.728</b>
3	171	ALEC SURRATT	MS&T	30.707	29.705	28.933	<b>28.892</b>	<b>28.892</b>
4	134	NICK ROBERTS	KU	28.892+1	29.371	<b>28.897</b>	32.329	<b>28.897</b>
5	34	JARED ANDERSON	KU	29.742	<b>29.079</b>	29.409	38.805+dnf	<b>29.079</b>
6	61	ERICK KOHLER	UTA	56.608	29.736	29.517	<b>29.216</b>	<b>29.216</b>
7	7	BOB WOODS	UTA	30.331	29.756	30.123	<b>29.394</b>	<b>29.394</b>
8	106	NICK CROUS	UTA	31.039	30.811	<b>29.559</b>	30.566+1	<b>29.559</b>
9	707	TAM NGUYEN	UTA	30.312	<b>29.671</b>	29.766	31.252	<b>29.671</b>
10	1	CHRIS CRAIG	UTA	32.953	30.433	<b>29.885</b>	30.295	<b>29.885</b>
11	17	DOUG HOANG	MS&T	33.688	32.29	30.877	<b>30.375</b>	<b>30.375</b>
12	77	DREW WALLER	UTA	31.867	31.334	<b>30.425</b>		<b>30.425</b>
13	107	JOSH HAHNE	UTA	31.698	30.998	<b>30.703</b>	30.807	<b>30.703</b>
14	112	MIKE SNIDER	UNM	37.362+2	32.179	31.795	<b>30.975</b>	<b>30.975</b>
15	441	PAVAN DENDI	UT	32.317	<b>30.991</b>	31.205	31.037	<b>30.991</b>
16	1101	TREVOR STOLL	MU	32.383+1	<b>31.111</b>			<b>31.111</b>
17	110	BEN STOCKMAN	MU	34.451	32.504	32.666	<b>31.783</b>	<b>31.783</b>
18	10	RYAN SOBOTKA	MU	34.432	<b>31.998</b>	32.59	36.482	<b>31.998</b>
19	121	CHRIS KING	UNM	34.183+2	32.821	32.944+1	<b>32.019</b>	<b>32.019</b>
20	117	BRIAN MERKEL	MS&T	33.199+dnf	33.224	<b>32.262</b>		<b>32.262</b>
21	12	NICK WILVERT	UNM	33.031+1	32.456+1	<b>32.536</b>	32.416+2	<b>32.536</b>
22	69	MATT PETTY	KU	<b>32.948</b>	36.948+dnf			<b>32.948</b>
23	31	SIMON RESTREPO	USF	34.382	34.328	33.942	<b>33.147</b>	<b>33.147</b>
24	81	JAMES PASTRIKO	USF	34.259	33.289	<b>33.264</b>	33.897	<b>33.264</b>
25	4	RYAN HENDERSON	UT	35.505+2	81.130+dnf	<b>33.316</b>	33.118+1	<b>33.316</b>
26	5	ADAM WITTHAUER	ISU	32.999+dnf	<b>33.492</b>	33.643	33.908	<b>33.492</b>
27	1122	MICHAEL CHAUDOIR	UNM	40.619+dnf	34.283	<b>33.782</b>	35.284	<b>33.782</b>
28	21	KRISTEN NABER	UNM	36.379+dnf	40.853	<b>34.313</b>	34.41	<b>34.313</b>

29	15	JIM RASMUSSEN	ISU	35.74	35.784+dnf	35.426	<b>34.455</b>	<b>34.455</b>
30	113	CHRIS WEST	USF	38.119	53.544	36.867	<b>34.869</b>	<b>34.869</b>
31	22	FERNANDO HERNANDEZ	UNM	37.217	53.947	36.614	<b>35.052</b>	<b>35.052</b>
32	151	TYLER JOHNSON	ISU	<b>35.358</b>				<b>35.358</b>
33	122	NIKI NABER	UNM	37.898+1	36.878+1	35.862+1	<b>35.434</b>	<b>35.434</b>
34	11	WILL COOK	MU	40.217	<b>35.478</b>	37.259+dnf	36.698	<b>35.478</b>
35	44	RICHARD KALLUS	UT	39.723	36.806	36.232	<b>35.589</b>	<b>35.589</b>
36	147	PEDRO VITERI	UT	43.717	38.092	35.729	<b>35.646</b>	<b>35.646</b>
37	131	MADISON EISS	USF	38.537	<b>36.733</b>	35.148+1	35.507+1	<b>36.733</b>
38	47	JORGE FLORES	UT	47.317	42.913	39.341	<b>37.535</b>	<b>37.535</b>
39	13	JOE ELDER	USF	38.962	38.359	38.419	<b>38.277</b>	<b>38.277</b>

## Texas Autocross History

I think it is interesting how the event has progressed over the years. In the table below, there are some differences in, for example, the number of people attending whether it is the actual number or the number of people that registered, etc. Some schools came to observe without bringing a car.

Of particular interest is the best time on the morning track. The morning track was the 1998 FSAE Endurance track. Best I can remember the winning time in 1998 was about 59 seconds. Now look at us at 48.5 seconds, ten seconds faster.

year	# teams	# people	Sat drivers	Sun drivers	# cars	morning track winning driver	school	best time	avg speed	afternoon track winning driver	school	best time afternoon track	avg speed afternoon	Sunday winning driver	school
'01	5	32			8										
'02	8	56		26	15	Kenny Hassler	UTA	56.643	32.2	Dan	Cin	51.871		Erick Kohler	UTA
'03	8	75		18	19	Kenny Hassler	UTA	53.725	34.0	Kenny Hassler	UTA	50.905		Erick Kohler	UTA
'04	8	78	53	36	20	Jordon Musser	TAMU	50.240	36.3	Erick Kohler	UTA	48.749	41.0	Erick Kohler	UTA
'05	9+2	108	59	34	21	Chris Story	UTA	53.332	34.2	Kevin Dubois	UTA	58.744		Chris Story	UTA
'06	6	84	37	14	13	Nick Roberts	KU	51.567	35.4	Nick Roberts	KU	60.469		Erick Kohler	UTA
'07	11+1	118	66	33	25	Jordon Musser	TAMU	50.286	36.3	Eric Leichtle	UTA	50.726		Eric Leichtle	UTA
'08	7+2	97	54	39	25	Eric Leichtle	UTA	49.552	36.8	Kenny Hassler	UTA	45.739	40.8	Kenny Hassler	UTA
'09	10+3	119	58	39	23	Colin Synder	KU	48.564	37.6	Eric Leichtle	UTA	51.055	45.8	Adam Hardin	MS&T

## Summary

This year appeared to run very smoothly. We were so pleased to see so many teams participate and to drive such long distances. We do this for our visitors and hope they enjoyed it, we certainly did.

We owe a great debit of gratitude to our sponsors, Arnold Petsche of A.E. Petsche Company, Dave Schaller of Texas Engineering Systems, Scott Young of Taylor Race, Texas Section of SAE, and UTA FSAE. In addition, the cooperation of the UTA police department, parking office, facilities management, and the upper administration made this event possible.



Links to various on-line coverage:

<http://www.theshorthorn.com/content/view/17222/209/>

<http://www.theshorthorn.com/content/view/17237/209/>

<http://www.youtube.com/watch?v=QFrFH-PbqD8>

<http://www.theshorthorn.com/static/galleries/2009/Summer/FSAE/index.html>

<http://www.autocrosspictures.net/ERAutocross072609> 2715 pics at ER by Dennis Rothermich

<http://www.autocrosspictures.net/UTAFSAE072509> 1558 pics at FSAE by Dennis Rothermich

<http://magnethead794.com/ISU.zip> (29 pix, 1 vid, 94 MB)

<http://magnethead794.com/KU.zip> (65 pix, 3 vids, 286 MB)

<http://magnethead794.com/MST.zip> (33 pix, 4 vids, 382 MB)

<http://magnethead794.com/MU.zip> (30 pix, 56 MB)

<http://magnethead794.com/OU.zip> (39 pix, 1 vid, 153 MB)

<http://magnethead794.com/UNM.zip> (50 pix, 3 vids, 327 MB)

<http://magnethead794.com/USF.zip> (22 pix, 38 MB)

<http://magnethead794.com/UT.zip> (15 pix, 1 vid, 75 MB)

<http://magnethead794.com/UTA.zip> (99 pix, 6 vids, 573 MB)